



2023-24 - Headline Data

Children working AS (At National Standard) or above:

Reading – 62%

Maths – 60%

GPS – 56%

Writing (TA - Teacher Assessment) – 51%

Combined (Reading, Writing & Maths) at AS+ - 40%

Children working at Greater Depth Standard:

Reading – 20%

Maths – 18%






GPS – 22%

Writing (TA) – 4%






Combined (Reading, Writing & Maths) at GD - 4%



Comparisons to 2022-23 data (AS+):

	2022-23	2023-24	Inc / Dec
Reading	48%	62% (Nat 74%)	 14%
Maths	53%	60% (Nat 72%)	 7%
GPS	50%	56% (Nat 72%)	 6%
Writing (TA)	53%	51% (Nat 72%)	 2%
Combined (RWM)	35%	40% (Nat 61%)	 5%


Comparisons to 2022-23 data (GD):

	2022-23	2023-24	Inc / Dec
Reading	11%	20% (Nat 28%)	 9%
Maths	10%	18% (Nat 24%)	 8%
GPS	10%	22% (Nat 32%)	 12%
Writing (TA)	3%	4% (Nat 13%)	 1%
Combined (RWM)	2%	4% (Nat 8%)	 2%

This is based on the data released on 9.7.24 and is compared to the 2022-23 data published on the ASP.




EYFS GLD (Good Level of Development):

	2022-23	2023-24	Inc / Dec
GLD (EYFS)	53%	59%	 6%

In 2022 it was 46% - three year upward trajectory.

Phonics Screening:

	2022-23	2023-24	Inc / Dec
Phonics Y1	61%	72%	 11%
Phonics Y2 (retaking from Y1)	92% achieved WA 12 of 13 retaking	63% achieved WA 15 of 24 retaking	

* Phonics National Percentage to be updated in October 2



St Christopher's Catholic Primary School

Tarbock Road, Speke, Liverpool, L24 0SN

T: 0151 486 2835

Headteacher: Mrs N Harrop



St Christopher's Catholic Primary School

Tarbock Road, Speke, Liverpool, L24 0SN

T: 0151 486 2835

Headteacher: Mrs N Harrop
